




Kaleidoscope Class Schedule

Date: THURSDAY, OCT 10TH






Nellie Bly
136 Main Street
Jerome, AZ, 86331

CLASS DETAILS	WHERE AND WHEN	CLASS DESCRIPTION	IMAGES	TO REGISTER
<p>ARTIST - Mark Tickle</p> <p>COST - \$335</p> <p>FINAL PRODUCT - Fiesta; Mastering the elusive 30,60,90.</p> <p>DIFFICULTY - No experience necessary</p> <p>CLASS SIZE - 12 slots</p>	<p>LOCATION - Nellie Bly</p> <p>START TIME - TBD</p> <p>CLASS LENGTH - 5 hours</p> <p>LUNCH - Not provided</p>	<p>I've always loved the images produced by the 30,60,90 mirror system. Essentially, there are three different mandalas, all interlocking in a harmonious, kaleidoscopic dance, and everywhere you look, there is a new wonder unfolding. They're also quite rare because mastering this mirror system is quite hard... that is unless you have the master formula!</p> <p>In this class I will explain the formula and teach you how to use it to conquer this mirror system, and how to apply it to the 45,45,90 as well. I'll show you how to use this simple formula and achieve super-accurate angles and therefor, super-pleasing symmetrical images! Participants will create their own mirror system, and complete a beautiful, liquid filled cell, ending up with an heirloom kaleidoscope to be proud of for years to come. Specially designed lamp-worked dichroic glass and hand made ribbon canes will be included for your cell. You are welcome to bring additional items.</p> <p>This class has two spots remaining!</p>		<p>CONTACT - Marc Tickle</p> <p>scopes@onreflection.com</p> <p>Please use the subject "Jerome 2024"</p> <p>Include first and last name, email address, cell number and which class(es) you would like to attend.</p>
<p>ARTIST - Sue Rioux</p> <p>COST - \$325</p> <p>FINAL PRODUCT - Double Trouble</p> <p>DIFFICULTY - No experience necessary</p> <p>CLASS SIZE - 8 slots, sharing allowed</p>	<p>LOCATION - Nellie Bly</p> <p>START TIME - 9 - 5</p> <p>CLASS LENGTH - 8 hours</p> <p>LUNCH - Included by artist!</p>	<p>A beautiful and fun scope to add to your collection.</p> <p>Students will foil and solder the 6" tall body of the scope and will have a choice of a 2 or 3 mirror system.</p> <p>The most fun part will be filling your two 3" test tubes, which makes this scope interchangeable!</p> <p>This class is now full!</p>		<p>CONTACT - Sue Rioux</p> <p>sueriouxdesigns@roadrunner.com</p> <p>(207) 229-7017</p>
<p>ARTIST - Carolyn Bennett and Dawn Baker</p> <p>COST - \$125</p> <p>FINAL PRODUCT - Scopeology</p> <p>DIFFICULTY - No experience necessary 10 yr and up</p> <p>CLASS SIZE - 10 slots, sharing allowed</p>	<p>LOCATION - Nellie Bly</p> <p>START TIME - 12 - 3</p> <p>CLASS LENGTH - 3 hours</p> <p>LUNCH - Not Provided</p>	<p>Learn a whole lot about what makes a kaleidoscope work And make a kaleidoscope with delightful treasures in a liquid filled end.</p> <p>Carolyn Bennett And Dawn Baker will present this lively workshop. All Materials included</p>		<p>CONTACT - Carolyn Bennett</p> <p>cbscopes@comcast.net</p> <p>(609) 221-5573</p>

Kaleidoscope Class Schedule

Date: FRIDAY, OCT 11TH




Nellie Bly
136 Main Street
Jerome, AZ, 86331

CLASS DETAILS	WHERE AND WHEN	CLASS DESCRIPTION	IMAGES	TO REGISTER
<p>ARTIST - Mark Tickle</p> <p>COST - \$335</p> <p>FINAL PRODUCT - Compass; Mastering the elusive 45,45,90.</p> <p>DIFFICULTY - No experience necessary</p> <p>CLASS SIZE - 12 slots</p>	<p>LOCATION - Nellie Bly</p> <p>START TIME - TBD</p> <p>CLASS LENGTH - 5 hours</p> <p>LUNCH - Not Provided</p>	<p>Much like the 30,60,90 I've always loved the images produced by the 45,45,90 mirror system. Essentially, there are three mandalas, all interlocking in a harmonious, kaleidoscopic dance, and everywhere you look, there is a new wonder unfolding. They're also quite rare because mastering this mirror system is quite hard... that is unless you have the master formula!</p> <p>In this class I will explain the formula and teach you how to use it to conquer this mirror system, and how to apply it to the 30,60,90 as well. I'll show you how to use this simple formula and achieve super-accurate angles and therefor, super-pleasing symmetrical images! Participants will create their own mirror system, and complete a beautiful, liquid filled cell, ending up with an heirloom kaleidoscope to be proud of for years to come. Specially designed lamp-worked dichroic glass and hand made ribbon canes will be included for your cell. You are welcome to bring additional items.</p> <p>This class has two spots remaining!</p>		<p>CONTACT - Marc Tickle</p> <p>scopes@onreflection.com</p> <p>Please use the subject "Jerome 2024"</p> <p>Include first and last name, email address, cell number and which class(es) you would like to attend.</p>
<p>ARTIST - Sue Rioux</p> <p>COST - \$</p> <p>FINAL PRODUCT - Mandala</p> <p>DIFFICULTY - No experience necessary</p> <p>CLASS SIZE - 8 slots, sharing allowed</p>	<p>LOCATION - Nellie Bly</p> <p>START TIME - 9 - 5</p> <p>CLASS LENGTH - 8 hours</p> <p>LUNCH - Included by artist!</p>	<p>This is a beautiful scope! 7" glass body with 2 large 6" wheels and a small mandala on each side.</p> <p>Students will choose pre cut glass pieces for their 2 wheels and side pieces. You will then foil and solder your pieces. I will construct the body of the scope.</p> <p>You will choose from a 2 or 3 mirror system and assemble them to create a beautiful image.</p> <p>This class is now full!</p>		<p>CONTACT - Sue Rioux</p> <p>sueriouxdesigns@roadrunner.com</p> <p>(207) 229-7017</p>
<p>ARTIST - Koji Yamami</p> <p>COST - \$320</p> <p>FINAL PRODUCT - Cosmos</p> <p>DIFFICULTY - No experience necessary</p> <p>CLASS SIZE - 8 slots, no sharing</p>	<p>LOCATION - Nellie Bly</p> <p>START TIME - 9 - 4</p> <p>CLASS LENGTH - 7 hours</p> <p>LUNCH - Not included</p>	<p>Create a beautiful scope, Cosmos, with one of our Japanese artists, Koji Yamami! Koji is coming from Tokyo to teach a class here at Nellie Bly.</p> <p>Students will use soldering to create the kaleidoscope body and object chamber. You will assemble your own mirror system, and select pieces for the object chamber.</p> <p>Students will also learn a bit of decorative soldering!</p> <p>This class is now full.</p>		<p>CONTACT - Koji Yamami</p> <p>kojikaleido@gmail.com</p>
<p>ARTIST - Steve Kittleson</p> <p>COST - \$225</p> <p>FINAL PRODUCT - Spalted Maple Sidelit</p> <p>DIFFICULTY - Minimum age 14</p> <p>CLASS SIZE - 8 slots, no sharing</p>	<p>LOCATION - Nellie Bly</p> <p>START TIME - 9 - 5</p> <p>CLASS LENGTH - 8 hours</p> <p>LUNCH - Not provided</p>	<p>Steve will furnish everything needed including a turned spalted maple barrel with a gold anodized turning end. Stand included</p> <p>Each class member will cut their own front surface mirror to create a 10 point 2 mirror system.</p> <p>Flame worked glass pieces and beads will be furnished for the object cell which will be held in place by magnets.</p> <p>Four spots remaining.</p>		<p>CONTACT - Steve & Peggy Kittleson</p> <p>pegsteve@acegroup.cc</p> <p>(563) 422-0501</p>
<p>ARTIST - Peggy Kittleson</p> <p>COST - \$200</p> <p>FINAL PRODUCT - Dichroic Pendants</p> <p>DIFFICULTY - Minimum age 14</p> <p>CLASS SIZE - 10 slots, no sharing</p>	<p>LOCATION - Nellie Bly</p> <p>START TIME - 9 - 5</p> <p>CLASS LENGTH - 8 hours</p> <p>LUNCH - Not provided</p>	<p>Make Beautiful fused Dichroic glass pendants with Peggy Kittleson. All materials furnished</p> <p>Dichroic glass is a type of glass that displays multiple colors when viewed from different angles. This unique material is created by coating glass with multiple micro-layers of metallic oxides, such as titanium, chromium, and aluminum. These layers are applied using a vacuum deposition process, which allows for precise control over the thickness and composition of each layer.</p> <p>Two spots remaining.</p>		<p>CONTACT - Steve & Peggy Kittleson</p> <p>pegsteve@acegroup.cc</p> <p>(563) 423-7336 or (563) 422-0501</p>

Kaleidoscope Class Schedule

Date: SATURDAY, OCT 12TH

Nellie Bly
136 Main Street
Jerome, AZ, 86331

CLASS DETAILS	WHERE AND WHEN	CLASS DESCRIPTION	IMAGES	TO REGISTER
<p>ARTIST - Mark Tickle</p> <p>COST - \$335</p> <p>FINAL PRODUCT - Ever-Changing Colors of the Dichroic Chameleon.</p> <p>DIFFICULTY - No experience necessary</p> <p>CLASS SIZE - 12 slots</p>	<p>LOCATION - Nellie Bly</p> <p>START TIME - TBD</p> <p>CLASS LENGTH - 5 hours</p> <p>LUNCH - Not provided</p>	<p>It was the pursuit of science that lead Sir David Brewster to the invention of the kaleidoscope. Since then, we have an abundance of new materials to work with as we bounce light off mirrors, through lenses and into the brains of the lucky viewer. One of those items Sir B didn't have at his disposal was dichroic mirror.</p> <p>In this class you will learn about the amazing qualities and attributes of using dichroic mirror in a kaleidoscope. The dichroic mirror in this kaleidoscope is what lead to my creation of the Chameleon Collection. Using just three reflectors, participants will construct their own mirror system using front-surface and dichroic mirror. We'll build a kaleidoscope with a liquid filled cell and put it all together to complete your own piece of state-of-the art dichroic wonderment! Specially designed lamp-worked dichroic glass and hand made ribbon canes will be included for your cell. You are welcome to bring additional items. This class is now full.</p>		<p>CONTACT - Marc Tickle</p> <p>scopes@onreflection.com</p> <p>Please use the subject "Jerome 2024"</p> <p>Include first and last name, email address, cell number and which class(es) you would like to attend.</p>
<p>ARTIST - Sue Rioux</p> <p>COST - \$350</p> <p>FINAL PRODUCT - Blooms and Bugs</p> <p>DIFFICULTY - No experience necessary</p> <p>CLASS SIZE - 8 slots, sharing allowed</p>	<p>LOCATION - Nellie Bly</p> <p>START TIME - 9 - 5</p> <p>CLASS LENGTH - 8 hours</p> <p>LUNCH - Included by artist!</p>	<p>I love sculpting and painting my kaleido pieces!</p> <p>Students can choose their cactus and ladybug that I have sculpted and painted.</p> <p>You will also choose from a 2 or 3 mirror system for each, assemble you mirrors and fill your 2 tubes! These will be a great addition to your collection!</p> <p>This class is now full!</p>		<p>CONTACT - Sue Rioux</p> <p>sueriouxdesigns@roadrunner.com</p> <p>(207) 229-7017</p>
<p>ARTIST - Steve Kittleson</p> <p>COST - \$225</p> <p>FINAL PRODUCT - Spalted Maple Sidelit</p> <p>DIFFICULTY - Minimum age 14</p> <p>CLASS SIZE - 8 slots, no sharing</p>	<p>LOCATION - Nellie Bly</p> <p>START TIME - 9 - 5</p> <p>CLASS LENGTH - 8 hours</p> <p>LUNCH - Not provided</p>	<p>Steve will furnish everything needed including a turned spalted maple barrel with a gold anodized turning end. Stand included.</p> <p>Each class member will cut their own front surface mirror to create a 10 point 2 mirror system.</p> <p>Flame worked glass pieces and beads will be furnished for the object cell which will be held in place by magnets.</p> <p>This class is now full!</p>		<p>CONTACT - Steve & Peggy Kittleson</p> <p>pegsteve@acegroup.cc</p> <p>(563) 422-0501</p>