






Kaleidoscope Class Schedule

Date: WED. OCT 8TH





Nellie Bly
136 Main Street
Jerome, AZ, 86331

CLASS DETAILS	WHERE AND WHEN	CLASS DESCRIPTION	IMAGES	TO REGISTER
ARTIST - Sue Rioux COST - \$550 FINAL PRODUCT - Stained Glass Parlor DIFFICULTY - No experience necessary CLASS SIZE - 4 slots	LOCATION - Nellie Bly TIME - 8:00 to 5:00 CLASS LENGTH - 9 hours LUNCH - Included	I designed this piece specifically for Nellie Bly Classes! This beauty is a parlor scope with a turning oil cell. Lots of soldering for this one! This piece has 2 mirror systems which you will assemble, solder the body and fill the oil cell. This one is a lot of work which is why I'm only taking 4 students so I can give better individual help.	 	CONTACT - Sue Rioux sueriouxdesigns@roadrunner.com (207) 229-7017
ARTIST - Carolyn Bennett and Dawn Baker COST - \$125 FINAL PRODUCT - Scopeology DIFFICULTY - No experience necessary 10 yr and up CLASS SIZE - 10 slots, no sharing	LOCATION - Nellie Bly START TIME - TBA CLASS LENGTH - 3 hours LUNCH - Not Provided	A great class for anyone who wants to know HOW Kaleidoscopes work! Learn the little and big things that go into making a kaleidoscope! A little science, optics, some history and a lot more! You will make a simple kaleidoscope and a teleidoscope. There will be a focus on how to use recycled materials to create scopes at home or in the classroom. Making a flat kaleidoscope pop into 3d will surprise and delight you. All components will be supplied to make several variations of kaleidoscopes. A fun explorative day will also include an entertaining media presentation. The class is suitable for anyone age 10 and older. If you are a teacher this class will be a practical and fun way to share kaleidoscope making with your classes.	  	CONTACT - Carolyn Bennett cbscopes@comcast.net (609) 221-5573
ARTIST - Lynnsey Reynolds COST - TBA FINAL PRODUCT - Leather & Etched copper journal covers	LOCATION - Nellie Bly START TIME - TBA CLASS LENGTH - TBA	Deisgn your own etched copper and leather journal covers with local artist Lynnsey Reynolds. More details to follow!	Photos to follow!	CONTACT - Lynnsey Reynolds









Kaleidoscope Class Schedule

Date: THURSDAY, OCT 9TH

Nellie Bly
136 Main Street
Jerome, AZ, 86331

CLASS DETAILS	WHERE AND WHEN	CLASS DESCRIPTION	IMAGES	TO REGISTER
<p>ARTIST - Sue Rioux</p> <p>COST - \$550</p> <p>FINAL PRODUCT - Stained Glass Parlor</p> <p>DIFFICULTY - No experience necessary</p> <p>CLASS SIZE - 4 slots</p>	<p>LOCATION - Nellie Bly</p> <p>TIME - 8:00 to 5:00</p> <p>CLASS LENGTH - 9 hours</p> <p>LUNCH - Included</p>	<p>I designed this piece specifically for Nellie Bly Classes!</p> <p>This beauty is a parlor scope with a turning oil cell.</p> <p>Lots of soldering for this one! This piece has 2 mirror systems which you will assemble, solder the body and fill the oil cell. This one is a lot of work which is why I'm only taking 4 students so I can give better individual help.</p>	 	<p>CONTACT - Sue Rioux</p> <p>sueriouxdesigns@roadrunner.com</p> <p>(207) 229-7017</p>
<p>ARTIST - Carolyn Bennett and Dawn Baker</p> <p>COST - \$150</p> <p>FINAL PRODUCT - Polarized Light Kaleidoscope</p> <p>DIFFICULTY - No experience necessary 10 yr and up</p> <p>CLASS SIZE - 10 slots, no sharing</p>	<p>LOCATION - Nellie Bly</p> <p>START TIME - 9:30 to 3:00</p> <p>CLASS LENGTH - 3 hours</p> <p>LUNCH - Not Provided</p>	<p>Build an elegant and colorfilled kaleidoscope using polarizing filters and a little clear "stuff".</p> <p>Discover the magic of polarized light. Sir David Brewster spent a lifetime studying polarization. Learn some history and learn the science that makes colors out of birefringent materials.</p> <p>Scope will be a 9" dry turning end scope with a blue aluminum body.</p> <p>Because polarized scopes require LIGHT to wow you, each scope will come with a portable light.</p> <p>This class will also include a slide show, a lot of scope factoids, education, info and a few surprises!</p>	 	<p>CONTACT - Carolyn Bennett</p> <p>cbscopes@comcast.net</p> <p>(609) 221-5573</p>
<p>ARTIST - Peggy Kittleson</p> <p>COST - \$200</p> <p>FINAL PRODUCT - Dichroic Pendants</p> <p>DIFFICULTY - Minimum age 14</p> <p>CLASS SIZE - 7 slots, no sharing</p>	<p>LOCATION - Nellie Bly</p> <p>START TIME - 9 - 4</p> <p>CLASS LENGTH - 7 hours</p> <p>LUNCH - Not provided</p>	<p>Make Beautiful fused Dichroic glass pendants with Peggy Kittelson. All materials furnished</p> <p>Dichroic glass is a type of glass that displays multiple colors when viewed from different angles. This unique material is created by coating glass with multiple micro-layers of metallic oxides, such as titanium, chromium, and aluminum. These layers are applied using a vacuum deposition process, which allows for precise control over the thickness and composition of each layer.</p>		<p>CONTACT - Steve & Peggy Kittleson</p> <p>pegsteve@acegroup.cc</p> <p>(563) 423-7336</p>










Kaleidoscope Class Schedule

CLASS DETAILS	WHERE AND WHEN	CLASS DESCRIPTION	IMAGES	
<div>ARTIST - Marc Tickle</div> <div>COST - \$425</div> <div>FINAL PRODUCT - Chameleon Stargazer - the magic mandala!</div> <div>DIFFICULTY - No experience necessary</div> <div>CLASS SIZE - 12 slots</div>	<div>LOCATION - Nellie Bly</div> <div>START TIME - 9:00 to 3:30</div> <div>CLASS LENGTH - 6.5 hours</div> <div>LUNCH - Not Provided</div>	<div>In this class participants will complete a unique scope that produces a two-mirror floating mandala with three mirrors! The 7-point mandala sits suspended halfway down a dynamic dichroic tunnel, changing colors as the scope is rotated. Multiple optical delights to be had! You will build your own liquid-filled cell and fill it with supplied lamp-worked glass as well as your own if you choose. I will have two mirror-cutting boards and show you how to produce extremely accurate and pristine strips by yourself. Techniques and tricks will be shared, and you will be making your own precious magic-mandala in no time at all.</div> <div></div>	<div></div>	<div>TO REGISTER</div> <div>Register by email with Jerome 2025 as the subject.</div> <div>scopes@onreflection.com</div> <div>In your email please Include your class choice(s), first and last name and cell number.</div>
<div>ARTIST - Sue Rioux</div> <div>COST - \$390</div> <div>FINAL PRODUCT - Blue Moon</div> <div>DIFFICULTY - No experience necessary</div> <div>CLASS SIZE - 8 slots, sharing allowed</div>	<div>LOCATION - Nellie Bly</div> <div>START TIME - 8 - 5</div> <div>CLASS LENGTH - 9 hours</div> <div>LUNCH - Included by artist!</div>	<div>This is a beautiful cobalt blue handheld scope with a blue iridescent glass moon face on each side. You will assemble a 2 mirror systems with patterned Dichroic's glass as your 3rd mirror. You will foil and solder the body and fill the oil cell . It's about 7" long, with a beautiful image created by the Dichroic interior and your beautiful cell.</div> <div></div>	<div></div>	<div>CONTACT - Sue Rioux</div> <div>sueriouxdesigns@roadrunner.com</div> <div>(207) 229-7017</div>
<div>ARTIST - Steve Kittleson</div> <div>COST - \$275</div> <div>FINAL PRODUCT - Spalted Maple Sidelit</div> <div>DIFFICULTY - Minimum age 14</div> <div>CLASS SIZE - 8 slots, no sharing</div>	<div>LOCATION - Nellie Bly</div> <div>START TIME - 9 - 4</div> <div>CLASS LENGTH - 7 hours</div> <div>LUNCH - Not provided</div>	<div>Steve will furnish everything needed including a turned spalted maple barrel with a gold anodized turning end. Stand included.</div> <div>Each class member will cut their own front surface mirror to create a 10 point 3 mirror system.</div> <div>The object cell will be held in place with magnets so objects can easily be changed, and some of Peggy's glass pieces will be available.</div>	<div></div>	<div>CONTACT - Steve & Peggy Kittleson</div> <div>pegsteve@acegroup.cc</div> <div>(563) 423-7336</div>
<div>ARTIST - Peggy Kittleson</div> <div>COST - \$200</div> <div>FINAL PRODUCT - Dichroic Pendants</div> <div>DIFFICULTY - Minimum age 14</div> <div>CLASS SIZE - 7 slots, no sharing</div>	<div>LOCATION - Nellie Bly</div> <div>START TIME - 9 - 4</div> <div>CLASS LENGTH - 7 hours</div> <div>LUNCH - Not provided</div>	<div>Make Beautiful fused Dichroic glass pendants with Peggy Kittelson. All materials furnished</div> <div>Dichroic glass is a type of glass that displays multiple colors when viewed from different angles. This unique material is created by coating glass with multiple micro-layers of metallic oxides, such as titanium, chromium, and aluminum. These layers are applied using a vacuum deposition process, which allows for precise control over the thickness and composition of each layer.</div>	<div></div>	<div>CONTACT - Steve & Peggy Kittleson</div> <div>pegsteve@acegroup.cc</div> <div>(563) 423-7336</div>
<div>ARTIST - Derick Tickle</div> <div>COST - \$165</div> <div>FINAL PRODUCT - Illuminated Initial</div> <div>DIFFICULTY - No experience necessary</div> <div>CLASS SIZE - 10 slots</div>	<div>LOCATION - Nellie Bly</div> <div>START TIME - 9:00 to 3:00</div> <div>CLASS LENGTH - 6 hours</div> <div>LUNCH - Not Included</div>	<div>The class will be an introduction to the six periods of illumination from the sixth century to the sixteenth century. The students will learn how to produce a finished illuminated initial of their choice using gouache colors on an 8"x8" watercolor paper. The final piece can be framed as wall art or used on greeting cards or taken to a print shop and copied onto mugs or 'T' shirts etc.</div> <div></div>	<div></div>	<div>CONTACT - Derick Tickle</div> <div>dericktickle62@gmail.com</div>

Kaleidoscope Class Schedule

Date: SATURDAY, OCT 11TH

Nellie Bly
136 Main Street
Jerome, AZ, 86331

CLASS DETAILS	WHERE AND WHEN	CLASS DESCRIPTION	IMAGES	TO REGISTER
ARTIST - Marc Tickle COST - \$225 FINAL PRODUCT - Honeycomb - welcome to the hive! DIFFICULTY - No experience necessary CLASS SIZE - 12 slots	LOCATION - Nellie Bly START TIME - 9:00 to 12:30 CLASS LENGTH - 3.5 hours LUNCH - Not provided	I'm really drawn to the repeating shapes and patterns in nature (go figure), and one of the most intriguing to me has always been the honeycomb. In this class you will assemble a three-mirror tapered system, then add a couple of strategic dichroic mirrors. The result is absolutely mesmerising! Whilst making this system we will discuss the world of fundamental domains and how the kaleidoscope is the key ingredient in this natural wonder! 		CONTACT - Mark Tickle scopes@onreflection.com Please use the subject "Jerome 2024" Include first and last name, email address, cell number and which class(es) you would like to attend.
ARTIST - Marc Tickle COST - \$225 FINAL PRODUCT - Translucent Teleido-Kaleido DIFFICULTY - No experience necessary CLASS SIZE - 12 slots	LOCATION - Nellie Bly START TIME - 1:30 to 5:00 CLASS LENGTH - 3.5 hours LUNCH - Not provided	The Translucent Teleido-Kaleido was designed specifically for this class. The reference to the translucency is in effect the 'third' side of a two-mirror scope. The outer body of the scope becomes that third side and depending on what colors and shapes are on the exterior, that will then surround the central mandala. The images that create the mandala are achieved via both kaleidoscopic and teleidoscopic methods. The integrated cell has beautifully designed translucent flame-worked glass, and a hemispherical crystal glass lens allows for the negative spaces to become a teleidoscope, bringing in the outside to interact with the inside - two scopes in one! 		CONTACT - Mark Tickle scopes@onreflection.com Please use the subject "Jerome 2024" Include first and last name, email address, cell number and which class(es) you would like to attend.
ARTIST - Steve Kittleson COST - \$275 FINAL PRODUCT - Walnut Sidelit DIFFICULTY - Minimum age 14 CLASS SIZE - 8 slots, no sharing	LOCATION - Nellie Bly START TIME - 9 - 4 CLASS LENGTH - 7 hours LUNCH - Not provided	Steve will furnish everything needed including a turned spalted maple barrel with a gold anodized turning end. Stand included. Each class member will cut their own front surface mirror. There will be a dichroic glass rod added to the inside of the 6 point mirror! The object cell will be held in place with magnets so objects can easily be changed, and some of Peggy's glass pieces will be available.	 	CONTACT - Steve & Peggy Kittleson pegsteve@acegroup.cc (563) 423-7336
ARTIST - Sue Rioux COST - \$400 FINAL PRODUCT - Stained Glass Mandala DIFFICULTY - No experience necessary CLASS SIZE - 8 slots	LOCATION - Nellie Bly START TIME - 8 - 5 CLASS LENGTH - 9 hours LUNCH - Included by artist!	I taught this class a few years ago and was asked to offer it again. This piece is a 10" round Mandela with clear textured glass, Dichroic glass and glass gems. I will cut and grind the glass, you will copper foil the pieces and solder them together. Each one will be different. Lots of work but worth it when you see it hanging in your window !		CONTACT - Sue Rioux sueriouxdesigns@roadrunner.com (207) 229-7017
ARTIST - Derick Tickle COST - \$165 FINAL PRODUCT - Gothic Period OR White Vine DIFFICULTY - No experience necessary CLASS SIZE - 10 slots	LOCATION - Nellie Bly START TIME - 9:00 to 3:00 CLASS LENGTH - 6 hours LUNCH - Not Included	The second day class will focus on a Gothic period or a White Vine with the use of gouache colors accented with 23kt gold leaf. The final project will be produced on an 8"x8" watercolor paper ready to frame as wall art or used to produce beautiful greeting cards. 		CONTACT - Derick Tickle dericktickle62@gmail.com